



S-180 MODEL 2111 PUMPER CUSTOM PUMPER

AVAILABLE FOR IMMEDIATE DELIVERY

Cab & Chassis

- ▶ Spartan Metro Star
- ▶ MFD 10" Raised Roof
- ▶ Seating Capacity: 6
- ▶ Cummins ISL9 450 HP
- ▶ Allison 3000 EVS Transmission
- ▶ Front: 20,000 lbs. Rear: 27,000 lbs.
- ▶ 18" Front Bumper Extension
- ▶ 206" Wheelbase
- ▶ VMux Electrical System
- ▶ Advanced Protection System
- ▶ Severe Duty Interior
- ▶ 50 Gallon Fuel Tank
- ▶ Two Hadley E-Tone Air Horns
- ▶ Whelen 295HFS2 Electronic Siren
- ▶ 270 Amp Leece Neville Alternator
- ▶ (6) Harris BCI 31 Batteries
- ▶ Double Frame
- ▶ Goodyear Tires
- ▶ AM/FM Weatherband Radio
- ▶ Advanced Climate Control

Pump & Plumbing

- ▶ Waterous CXSC20 1500 GPM Pump
- ▶ Top Mount Controls
- ▶ Trident Air Primer
- ▶ FRC InControl Pressure Governor
- ▶ UPF 1000 Gallon Poly Water Tank
- ▶ 20 Gallon Foam Cell
- ▶ Future Foam System Capable
- ▶ 30,000 BTU Pump Compartment Heater w/ Heat Pan
- ▶ (1) 2.5" Left Side Auxiliary Inlet
- ▶ (1) 2.5" Left Side Discharge
- ▶ (1) 2.5" Right Side Discharge
- ▶ (1) 3" Right Side Discharge w/4" Storz
- ▶ (1) 2.5" Left Rear Discharge
- ▶ (1) 3" Deck Gun Discharge
- ▶ TFT Extend-a-Gun
- ▶ (2) 1.75" Speedlays
- ▶ (1) 1.5" Front Bumper Discharge
- ▶ 2.5" Direct Tank Fill

Body

- ▶ 168" Formed Aluminum Body
- ▶ Vibra-Torque Body Mounting System
- ▶ ROM Series IV Roll-up Doors
- ▶ Full Height w/ Split Depth Compartments
- ▶ Ladders (Duo Safety, 24', 14', 10' Attic)
- ▶ Left Side SCBA storage for (8) Cylinders
- ▶ Enclosed Storage For Two Hard Hose
- ▶ 22" Hosebed Riser Side Walls
- ▶ Wheel Well Roll-Out Drawer
- ▶ Eck Anti-Corrosion Process
- ▶ SparLiner Compartment Finish
- ▶ OnScene Access LED Compartment Lighting
- ▶ Whelen LED Lighting Package
- ▶ Whelen Side & Rear Scene Lights





CHASSIS: SPARTAN METRO STAR MFD 10" RR
ENGINE: CUMMINS ISL 450 HP
TRANSMISSION: ALLISON 3000 EVS
AXLES: F 20,000 LB / R 27,000 LB
MODEL: 2111
WATER/FOAM: 1000 GALLONS / 10 GALLONS
PUMP: WATERIOUS CXS 1500 GPM
FOAM SYSTEM: N/A
GENERATOR: N/A

DOOR FRAMED OPENINGS	
COMPARTMENT	DOOR FRAMED OPENING
L1	44.25-W x 68.0-H
L2	68.0-W x 43.0-H
L3	44.25-W x 68.0-H
R1	44.25-W x 68.0-H
R2	68.0-W x 43.0-H
R3	44.25-W x 68.0-H
BI	36.0-W x 37.25-H

SPECIAL NOTES:

LADDER PACKAGE:

- (1) DUG-SAFETY 24 FT. 2 SEC. 900A
- (1) DUG-SAFETY 14 FT. ROOF 775A
- (1) DUG-SAFETY 18 FT. AITEL 500A

STORAGE FOR:

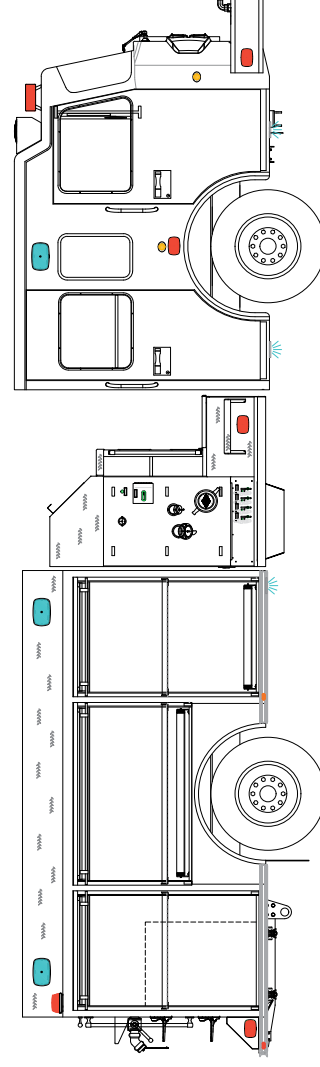
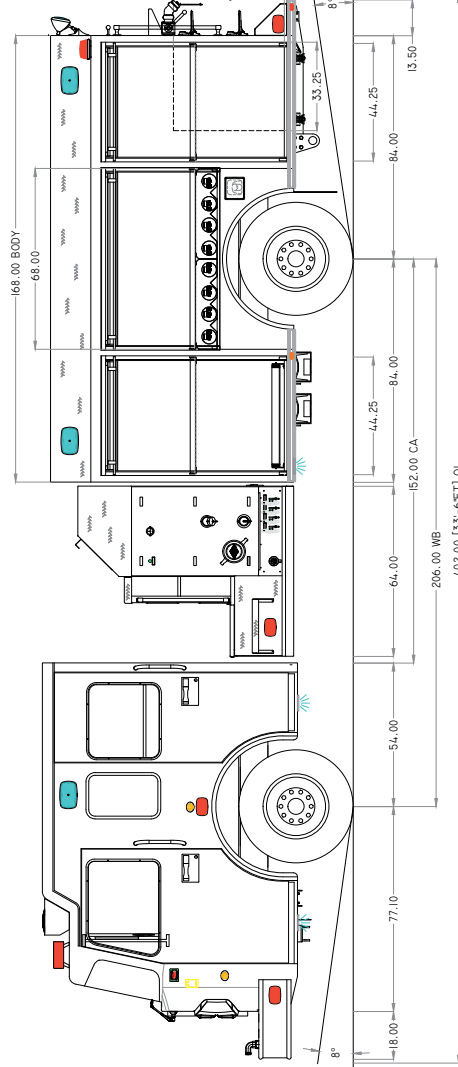
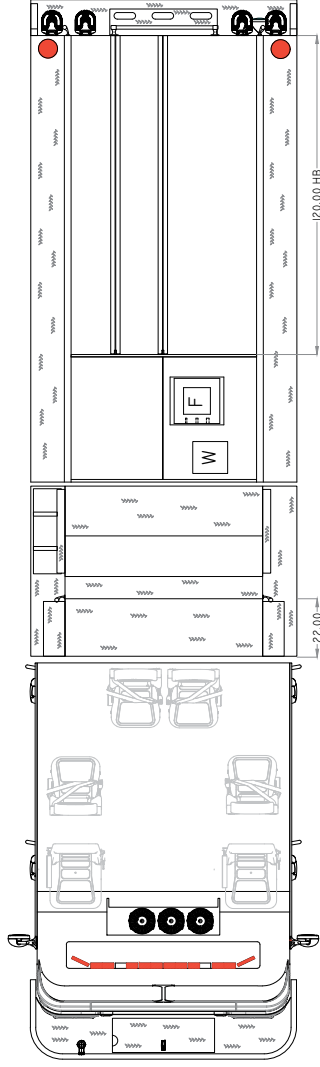
- (2) 10' HARD SUCTION HOSES
- (2) STANDARD HOSE PNE PILES

CUSTOMER
THIS DRAWING IS A CLOSE APPROXIMATION OF YOUR FIRE APPARATUS. IN ALL CASES WHERE THE DRAWING AND THE APPARATUS DO NOT MATCH, THE APPARATUS SHALL PREVAIL. PLEASE WORK WITH YOUR DEALER TO ASSURE THAT THE WRITTEN SPECIFICATION REPRESENTS WHAT YOU WANT IN YOUR FINISHED PRODUCT. SPARTAN EMERGENCY RESPONSE BUILDS TO ASSURE THAT YOUR NEEDS ARE MET.

PROPRIETARY AND CONFIDENTIAL
THE INFORMATION CONTAINED IN THIS DRAWING IS THE SOLE PROPERTY OF SPARTAN EMERGENCY RESPONSE. ANY REPRODUCTION OR TRANSMISSION IN ANY FORM OR BY ANY MEANS WITHOUT THE WRITTEN PERMISSION OF SPARTAN EMERGENCY RESPONSE IS PROHIBITED. SPARTAN MOTORS USA, INC. D/B/A SPARTAN EMERGENCY RESPONSE.

REV	DATE	DESCRIPTION	NAME
2	5/4/17	CHANGES FROM MARKUP	W.C.
1	08/22/16	ENG COMPLETE	TA/MT/DB
0	08/07/16	INITIAL PROPOSAL	M.G.H.
SCALE: NOT TO SCALE			CUSTOMER

TRUCK NUMBER:	DEALER:
MODEL 2111-04	



Compartment	Volume (Cubic Feet)
L1	36.401
L2	27.359
L3	36.401
R1	36.401
R2	27.359
R3	36.401
BI	34.192
HOSE BED AREA	108.388

