



## S-180 PUMPER MODEL 2114



### Chassis

- Spartan Metro Star EMFD 10" Raised Roof
- Seating Capacity 5
- Cummins ISL 450 HP Engine
- Allison 3000 EVS Transmission
- Extreme Duty Interior
- Advanced Protection System®
- Independent Front Suspension
- Axles: 20,000 Front, 26,000 Rear
- 21" Front Bumper Extension
- 184" Wheelbase
- Advanced Climate Control
- Rear View Backup Camera
- Side Scene Lighting
- Michelin Tires
- Severe Duty Front Bumper
- Q2B Siren

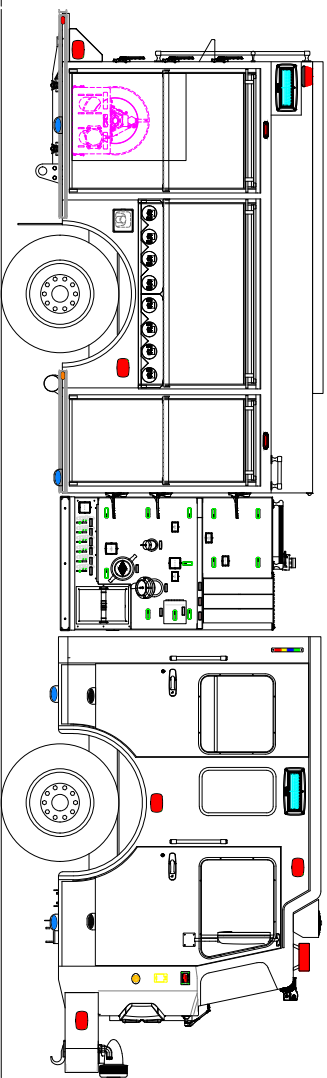
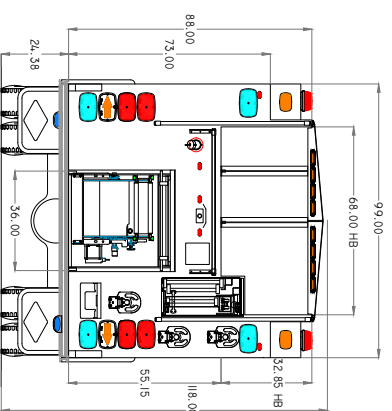
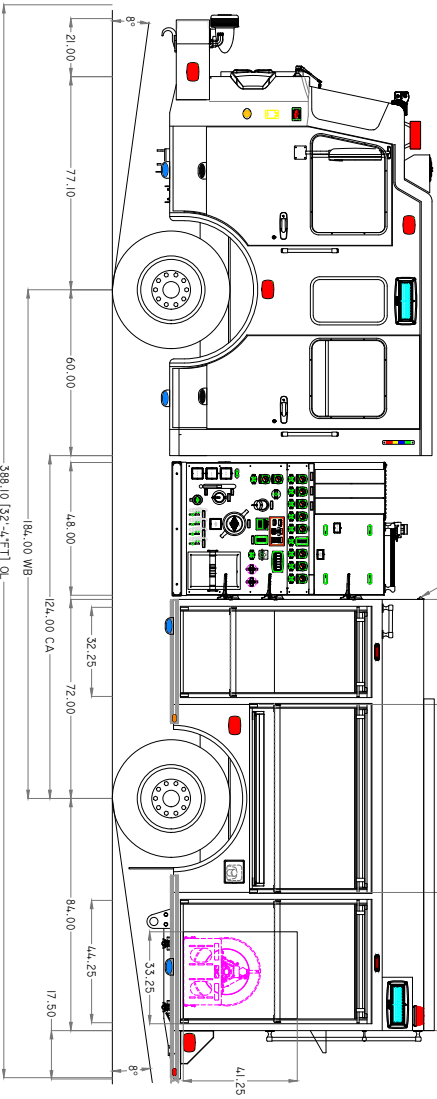
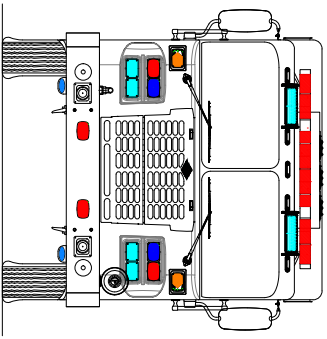
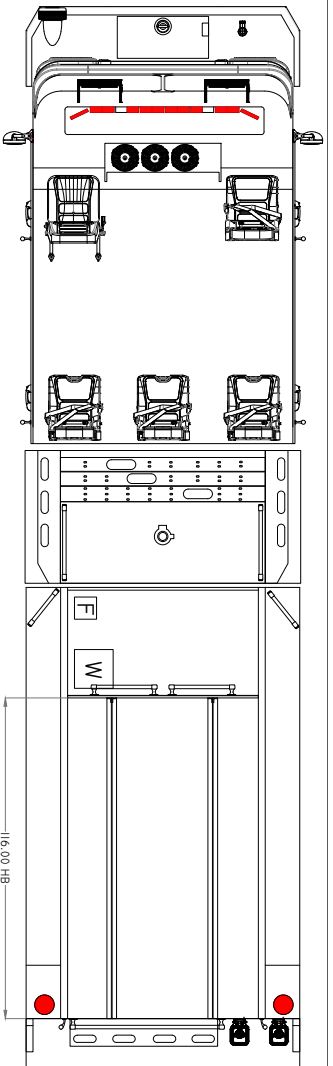
### Pump and Plumbing

- Waterous CSU 1500 GPM Pump
- Side Mount Controls
- Trident Air Primer
- FRC InControl Pressure Governor
- UPF 750 Gallon Poly Water Tank
- 20 Gallon Foam Cell
- FoamPro 1600
- (1) 2.5" Left Side Auxiliary Inlet
- (1) 2.5" Left Side Discharge
- (1) 2.5" Right Side Discharge
- (1) 3" Right Side Discharge w/5" Storz
- (1) 2.5" Left Rear Discharge
- (1) 3" Deck Gun Discharge
- TFT Extenda-Gun
- (2) 1.75" Crosslays
- (1) 2.5" Crosslay Discharge
- (1) 1.5" Front Bumper Discharge
- 2.0" Direct Tank Fill

### Body

- 156" Formed Aluminum Body
- Vibra-Torque Body Mounting System
- ROM Series IV Roll-up Doors
- Full Height w/ Split Depth Compartments
- Ladders (Duo Safety, 24', 14', 10' Attic)
- Right Side SCBA storage for (8) Cylinders
- Booster Reel
- Wheel Well Roll-Out Drawer
- Eck Anti-Corrosion Process
- Durable Compartment Finish
- OnScene Access LED Compartment Lighting
- Whelen LED Lighting Package
- Whelen Side & Rear Scene Lights

Compartment	Volume (Cubic Feet)
L1	29.4
L2	27.3
L3	36.4
R1	29.4
R2	27.3
R3	36.4
B1	31.9
Hose Bed Area	143.6



CHASSIS: SPARTAN METRO STAR EHPD 10" RR  
 ENGINE: CUMMINS L9 450 HP  
 TRANSMISSION: ALISON 3000 EWS  
 AXLES: F 20,000 LB / R 26,000 LB  
 XCODE: 2114  
 WATER/FOAM: 750 GALLONS / 20 GALLONS  
 PUMP: WATEROUS CSU 1500 GPM  
 FOAM SYSTEM: FoamPro 1600  
 GENERATOR: N/A

DOOR FRAMED OPENINGS

COMPARTMENT	DOOR FRAMED OPENING
L1	32.25-W X 68.0-H
L2	68.0-W X 4.5-O-H
L3	44.25-W X 68.0-H
R1	32.25-W X 68.0-H
R2	68.0-W X 4.5-O-H
R3	44.25-W X 68.0-H
B1	3.6-O-W X 37.25-H

SPECIAL NOTES  
 LADDER PACKAGE  
 (1) DUS-SHELVY 24 FT. 2-SEC. 920A  
 (1) DUS-SHELVY 16 FT. ROOF. 775A  
 (1) DUS-SHELVY 16 FT. ATTC. 585A  
 STORAGE FOR  
 (1) 16" X 12" TERNO Barbecue  
 (2) PINE HOLES WITH STANDING HOOP  
 (1) ARSON TRASH HOOK, UP TO 12FT L LONG

CUSTOMER  
 THIS DRAWING IS A CLOSE APPROXIMATION OF YOUR FIRE APPLIANCE. IN ALL CASES WHERE THE DRAWING AND THE APPLIANCE DO NOT MATCH, THE APPLIANCE SHALL TAKE PRECEDENCE. PLEASE WORK WITH YOUR DEALER TO ASSURE THAT THE WRITTEN SPECIFICATION REPRESENTS WHAT YOU WANT IN YOUR FINISHED PRODUCT. SPARTAN EMERGENCY RESPONSE BUILDS TO ASSURE THAT YOUR NEEDS ARE MET.

PROPRIETARY AND CONFIDENTIAL  
 THE INFORMATION CONTAINED IN THIS DRAWING IS THE SOLE PROPERTY OF SPARTAN EMERGENCY RESPONSE. ANY REPRODUCTION OR TRANSMISSION OF THIS DRAWING WITHOUT WRITTEN PERMISSION OF SPARTAN EMERGENCY RESPONSE IS PROHIBITED. SPARTAN VEHICLES USA, INC. D/B/A SPARTAN EMERGENCY RESPONSE

REV	DATE	DESCRIPTION	WC	DDG
3	2/28/19	FOLDING STEP UPDATE	SS/AX/KX	
2	11/21/18	ENG UPDATES-MIGRATION	SS/DD/DG	
1	10/24/17	INITIAL PROPOSAL	WC	

SCALE: NOT TO SCALE  
 CUSTOMER: \_\_\_\_\_  
 TRUCK NUMBER: MODEL 2114-08  
 DEALER: \_\_\_\_\_