



**55' SNORKEL ARTICULATING PLATFORM | #L7008**  
**AVAILABLE FOR IMMEDIATE DELIVERY**

**1.517.543.6400**



**Chassis**

- Spartan Gladiator chassis
- Cummins ISX12 500-hp engine
- Allison 4000 EVS transmission
- 21,500 lb. FAWR / 31,000 lb. RAWR
- Weldon V-MUX electrical system
- Seating Capacity 4

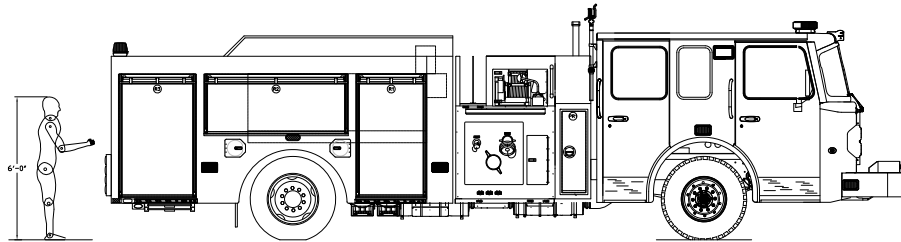
**Fire Fighting System & Body**

- Waterous CSUC20 1500 GPM
- 500 gallon (3000 L) UPF water tank
- Stainless steel plumbing
- 1/8" formed aluminum body
- ROM roll-up compartment doors
- Whelen LED warning lights
- Whelen LED scene lights
- Harrison 10kW Hydraulic Generator

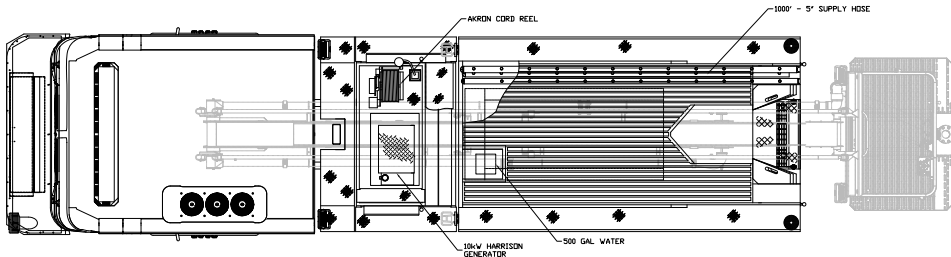

**Aerial**

- 55' (17 M) vertical reach
- 40' (12.2 M) horizontal reach
- Rating, dry: Up to 45°: 500 lbs. (227 kg) /
- Above 45°: 750 lbs. (340 kg)
- Rating, wet: 250 lbs. (113 kg) all positions
- 1,000 gpm (4000 L/m) master stream
- -10° to +85° operating range
- 11'9" outrigger spread
- Low 11'4" (3.5 m) overall travel height

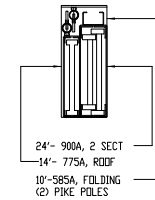




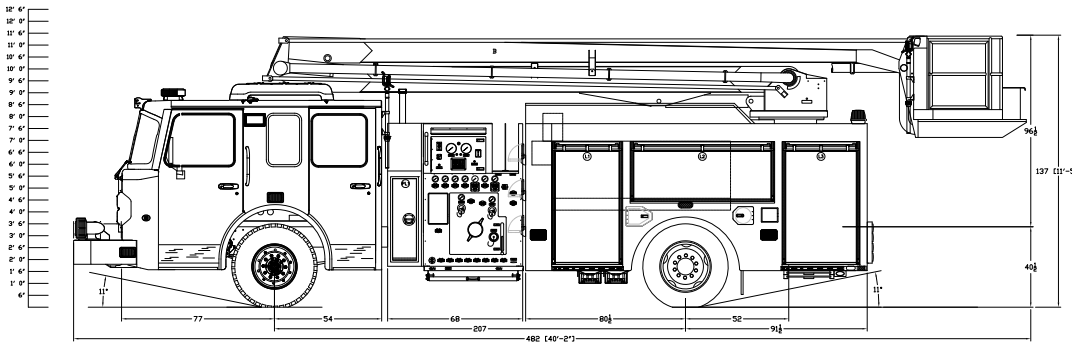
OFFICER'S VIEW



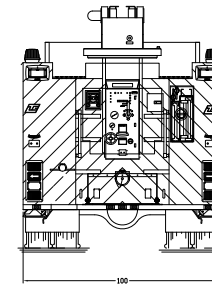
TOP VIEW



LADDER BANKING



DRIVER'S VIEW



EXTERNAL COMPARTMENTS:			
COMP.	CLEAR DOOR OPENING (W x H)	COMPARTMENT INTERIOR (W x H x LD/UB)	NOTES
PL1/PRI	12.00W X 64.00H	17.00W X 67.875H X 24.00D	
L1	32.00W X 55.875H	35.00W X 69.75H X 25.50D	
L2	69.00W X 24.00H	72.00W X 37.875H X 25.50D	
L3	35.5W X 55.875H	38.75W X 69.75H X 25.50D	
R1	32.00W X 55.875H	35.00W X 69.75H X 25.50D	INT. DIVIDE: 29.875"
L2	69.00W X 24.00H	72.00W X 37.875H X 12.00D	
L3	35.5W X 55.875H	38.75W X 69.75H X 25.50D	INT. DIVIDE: 29.875"

REV.	REVISION NOTE / CD#	DATE	DRAWN BY
1	INITIAL DRAWING	5/12/16	CL



LADDER TOWER CO.  
A SMEAL COMPANY

BUILD FACILITY: EPHRATA, PA

Tolerance: Lin: .50" Ang: +.50"	Units: inches	Customer: LTC STOCK 55' SNORKEL
Dealer:	Frame Height: 40.5"	City / State: EPHRATA, PA
S/N:		Dwg. File: 16309-01
Quote Number:		Sheet: 1 of 1 Rev: