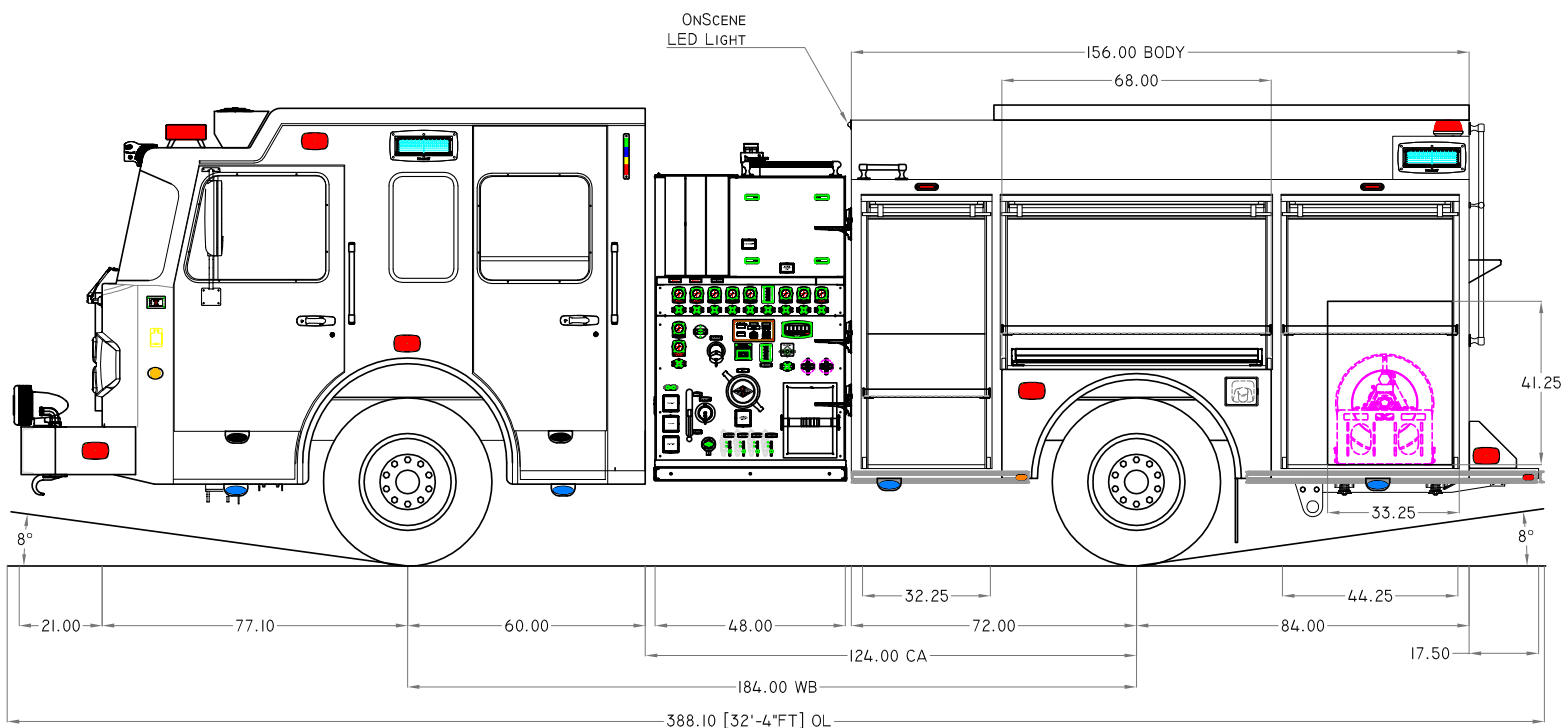




## S-180 PUMPER MODEL 2106



### Chassis

- Spartan Metro Star EMFD 10" Raised Roof
- Seating Capacity 5
- Cummins ISL 450 HP Engine
- Allison 3000 EVS Transmission
- Extreme Duty Interior
- Advanced Protection System®
- Independent Front Suspension
- Axles: 20,000 Front, 26,000 Rear
- 21" Front Bumper Extension
- 184" Wheelbase
- Advanced Climate Control
- Rear View Backup Camera
- Side Scene Lighting
- 53° Cramp Angle
- Michelin Tires
- Severe Duty Front Bumper
- Dual Grover Brand Stutter Air Horns
- Q2B

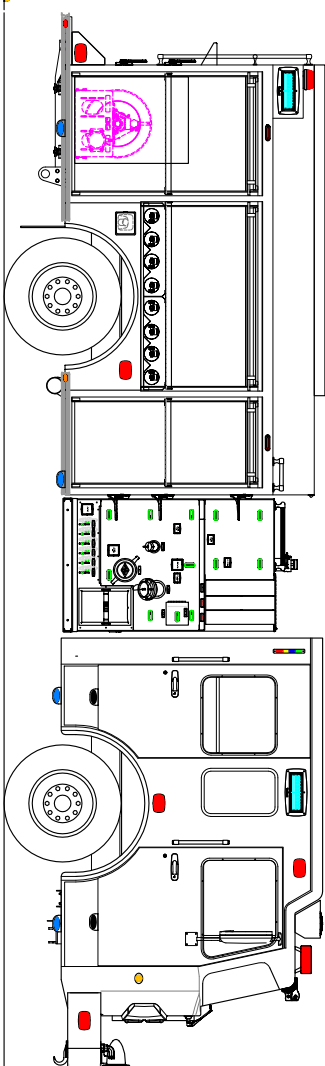
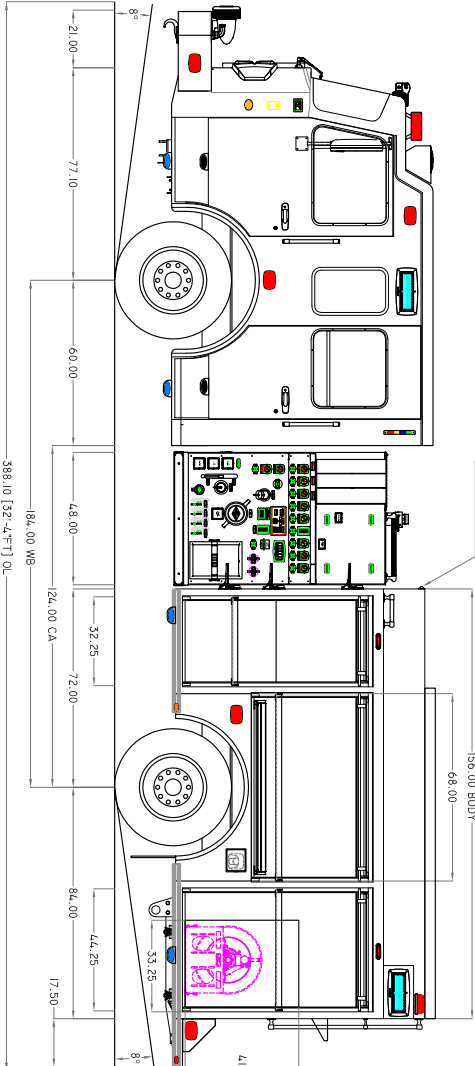
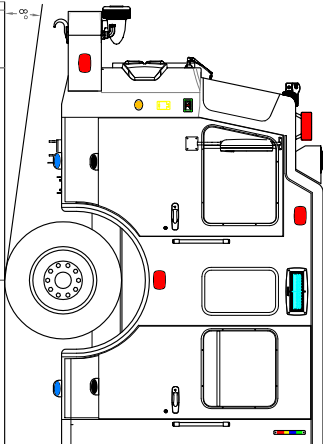
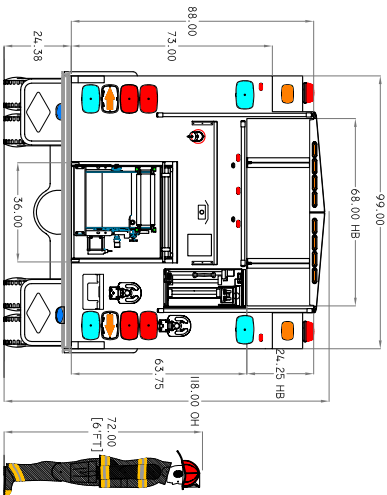
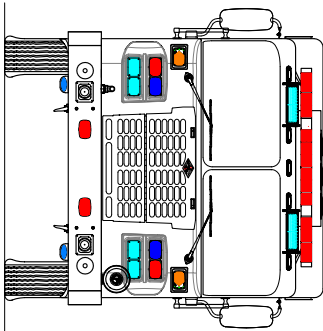
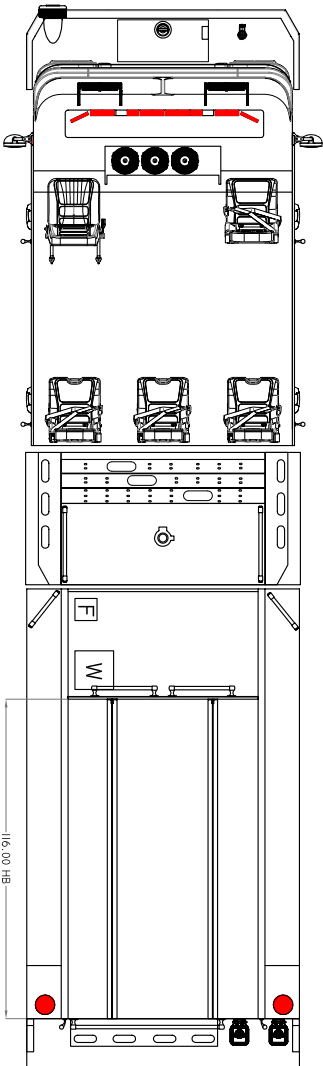
### Pump and Plumbing

- Waterous CSU 1500 GPM
- FRC InControl Pressure Governor
- 1000 Gallons Water / 20 Gallons Foam
- Pre-Connects: (2) 1-3/4" Crosslays, (1) 2-1/2" Crosslay and 1-1/2" Front Trashline
- Discharges: (1) 2-1/2" Left, Right and Rear, (1) LDH Discharge right, Deck Gun
- FoamPro 1600 Foam System
- TFT Extenda-Gun on Deluge Riser
- UPF Water Tank

### Body

- High Strength Aluminum Body
- Vibra-Torque Body Mounting System
- ROM Series IV Roll-up Doors
- Door Protection Shields
- SCBA Bottle Storage for (8)
- Durable Compartment Finish
- OnScene LED Compartment Lighting
- Whelen LED Lighting Package
- Booster Reel
- Treadplate Hose Bed Covers w/ Integral Arrowstick Traffic Direction Lights
- Ladder Storage for 24', 14', 10' Attic Ladder, Backboard, Two std Pikes and a "D" Handle Trash Hook
- Wheelwell Roll-out Drawer
- 17" Deep Rear Tailboard
- Intermediate Step w/ Integral Handhold
- Whelen Pioneer Side Scene Lighting

Compartment	Volume (Cubic Feet)
L1	29.4
L2	27.3
L3	36.4
R1	29.4
R2	27.3
R3	36.4
B1	31.9
Hose Bed Area	112.4



CLASSIS: SPARTAN METRO STAR EHF-D 10' RR

ENGINE: CUMMINS L9 450 HP

TRANSMISSION: ALLISON 3000 EVS

AXLES: F 20,000 LB / R 26,000 LB

MODEL: 2106

WATER/FOAM: 1000 GALLONS / 20 GALLONS

PUMP: WATERLOUS CSU 1500 GPM

FOAM SYSTEM: FOMPRO 1600

GENERATOR: N/A

DOOR FRAMED OPENINGS

COMPARTMENT	DOOR FRAMED OPENING
L1	32.25-W X 68.0-H
L2	32.25-W X 68.0-H
L3	44.25-W X 68.0-H
R1	32.25-W X 68.0-H
R2	68.0-W X 45.0-H
R3	44.25-W X 68.0-H
B1	36.0-W X 37.25-H

#### SPECIAL NOTES:

- LADDER PACKAGE**  
(1) DOW SAFETY 26 FT. 2 SEC. 900A  
(1) DOW SAFETY 16 FT. ROOF 775A  
(1) DOW SAFETY 8 FT. ATTC. 555A
- STORAGE FOR**  
(1) 8' X 72" TRENCH SHovel  
(2) PINE POLES WITH STANDARD HOOK  
(1) ARBOR TRASH HOOK, UP TO 12FT LONG

#### CUSTOMER

THIS DRAWING IS A CLOSE APPROXIMATION OF YOUR FIRE APPARATUS. IN ALL CASES WHERE THE DRAWING AND THE SPECIFICATIONS DO NOT AGREE, THE SPECIFICATIONS SHALL PREVAIL. PLEASE WORK WITH YOUR DEALER TO ASSURE THAT THE WRITTEN SPECIFICATION REPRESENTS WHAT YOU WANT IN YOUR FINISHED PRODUCT. SPARTAN EMERGENCY RESPONSE BUILDS TO ASSURE THAT YOUR NEEDS ARE MET.

#### PROPRIETARY AND CONFIDENTIAL

THE INFORMATION CONTAINED IN THIS DRAWING IS THE SOLE PROPERTY OF SPARTAN EMERGENCY RESPONSE. ANY REPRODUCTION OR TRANSMISSION OF THIS INFORMATION WITHOUT WRITTEN PERMISSION OF SPARTAN EMERGENCY RESPONSE IS PROHIBITED. SPARTAN MOTOR, USA, INC. DBA SPARTAN EMERGENCY RESPONSE.

REV	DATE	DESCRIPTION	NAME
6	11/12/18	ENG. UPDATES-MIGRATION SS/10/16	
5	05/08/18	CHANGES FOR "M" MODEL W.C.H.	
4	03/15/17	REQUESTED CHANGES M.G.H.	
3	03/08/17	REQUESTED CHANGES M.G.H.	
2	03/03/17	REQUESTED CHANGES M.G.H.	
1	02/24/16	REQUESTED CHANGES M.G.H.	
0	02/04/16	INITIAL PROPOSAL M.G.H.	

CUSTOMER: SCALE: NOT TO SCALE

TRUCK NUMBER: DEALER:

MODEL 2106-M