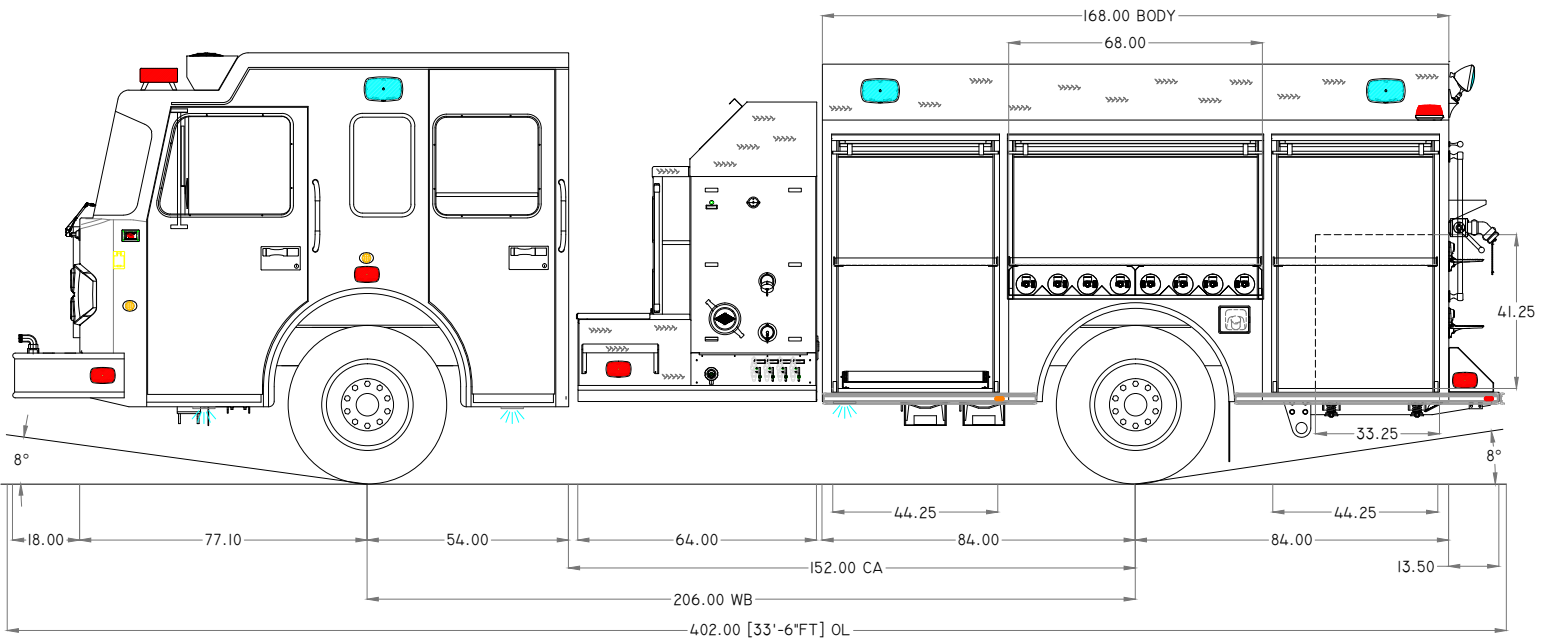




S-180 PUMPER MODEL 2111 TWO TONE



Chassis

- Spartan Metro Star
- MFD 10" Raised Roof
- Seating Capacity: 6
- Cummins ISL9 450 HP
- Allison 3000 EVS Transmission
- Front: 20,000 lbs. Rear: 27,000 lbs.
- 18" Front Bumper Extension
- 206" Wheelbase
- VMux Electrical System
- Advanced Protection System
- Severe Duty Interior
- H.O. Bostrom Seats
- 50 Gallon Fuel Tank
- Two Hadley E-Tone Air Horns
- Whelen 295HFS2 Electronic Siren
- 270 Amp Leece Neville Alternator
- (6) Harris BCI 31 Batteries
- Double Frame
- Goodyear Tires
- AM/FM Weatherband Radio
- Advanced Climate Control

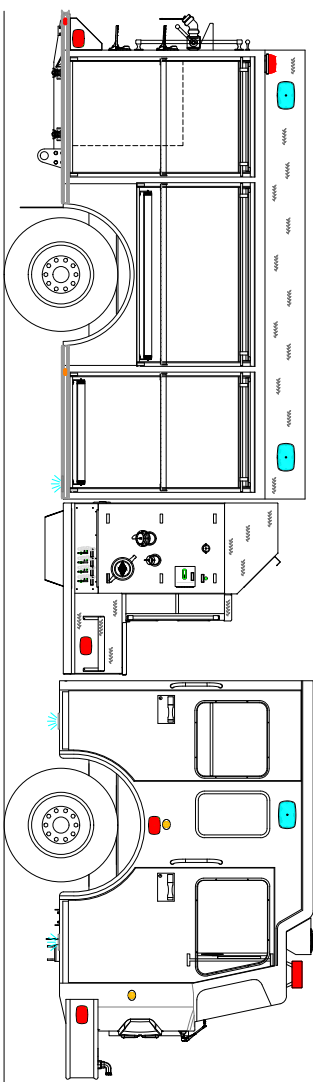
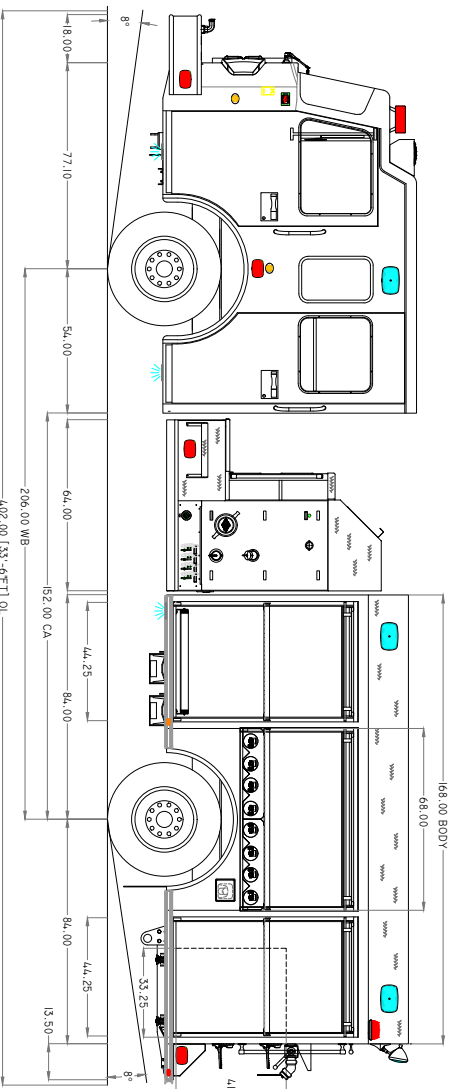
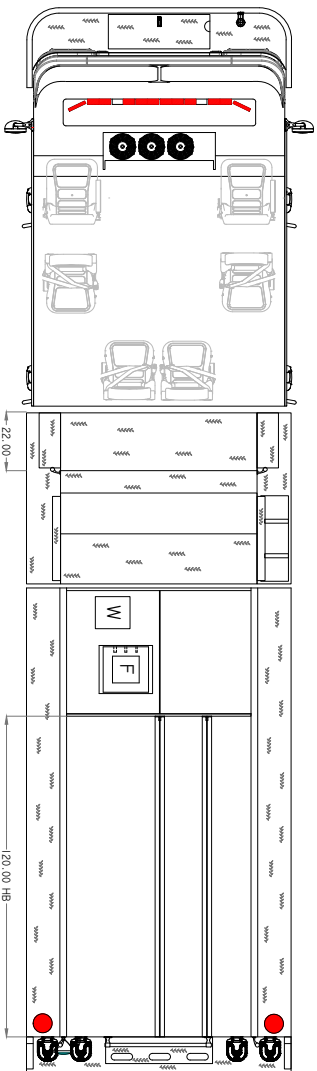
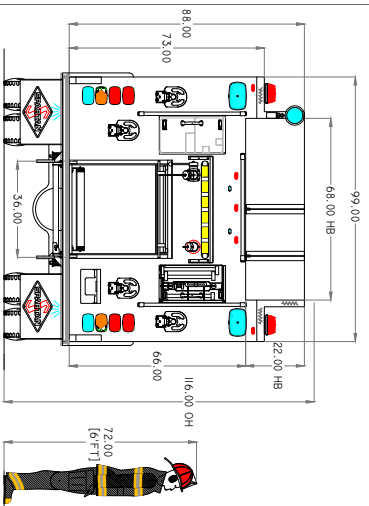
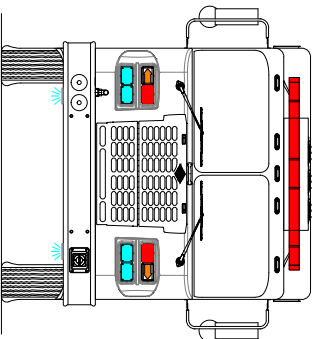
Pump and Plumbing

- Waterous CXSC20 1500 GPM Pump
- Top Mount Controls
- Trident Air Primer
- FRC InControl Pressure Governor
- UPF 1000 Gallon Poly Water Tank
- 20 Gallon Foam Cell
- Future Foam System Capable
- 30,000 BTU Pump Compartment Heater w/ Heat Pan
- (1) 2.5" Left Side Auxiliary Inlet
- (1) 2.5" Left Side Discharge
- (1) 2.5" Right Side Discharge
- (1) 3" Right Side Discharge w/4" Storz
- (1) 2.5" Left Rear Discharge
- (1) 3" Deck Gun Discharge
- TFT Extenda-Gun
- (2) 1.75" Speedlays
- (1) 1.5" Front Bumper Discharge
- 2.5" Direct Tank Fill

Body

- 168" Formed Aluminum Body
- Vibra-Torque Body Mounting System
- ROM Series IV Roll-up Doors
- Full Height w/ Split Depth Compartments
- Ladders (Duo Safety, 24', 14', 10' Attic)
- Left Side SCBA storage for (8) Cylinders
- Enclosed storage for two Hard Hose
- 15" Hosebed Riser Side Walls
- Wheel Well Roll-Out Drawer
- Eck Anti-Corrosion Process
- Durable Compartment Finish
- OnScene Access LED Compartment Lighting
- Whelen LED Lighting Package
- Whelen Side & Rear Scene Lights

Compartment	Volume (Cubic Feet)
L1	36,401
L2	27,369
L3	36,401
R1	36,401
R2	27,369
R3	36,401
B1	31,162
Hose Bed Area	103,898



CHASSIS:	SPARTAN METRO STAR MFD 10 RR
ENGINE:	CUMMINS ISL 450 HP
TRANSMISSION:	AULISON 3000 EVS
AXLES:	F 20,000 LB / R 27,000 LB
MODEL:	2111
WATER/FOAM TANK:	1000 GALLONS / 10 GALLONS
PUMP:	WATEROUS CXS 1500 GPM
FOAM SYSTEM:	N/A
GENERATOR:	N/A

COMPARTMENT	DOOR FRAME OPENING
L2	68.0-W X 4.3-O-H
L3	44.25-W X 68.0-H
R1	68.0-W X 68.0-H
R2	68.0-W X 4.3-O-H
R3	44.25-W X 68.0-H
B1	36.0-W X 37.25-H

SPECIAL NOTES:

LADDER PACKAGE:

- (1) DDC SAFETY 24 FT. SEC. 500A
- (1) DDC SAFETY 14 FT. ROOF 713A
- (1) DDC SAFETY 10 FT. ATRC 953A

STORAGE FOR:

- (2) 10' HAND SECTION HOSES
- (2) 5' HAND SECTION HOSES

CUSTOMER:

THIS DRAWING IS A CLOSE APPROXIMATION OF YOUR FIRE APPARATUS. IN ALL CASES WHERE THE DRAWING AND THE WRITTEN SPECIFICATION DIFFER, THE SPECIFICATION SHALL PREVAIL. THE WRITTEN SPECIFICATION REPRESENTS WHAT YOU WANT IN YOUR FINISHED PRODUCT. SPARTAN EMERGENCY RESPONSE BUILDS TO ASSURE THAT YOUR WHEELS ARE MET.

PROPRIETARY AND CONFIDENTIAL

THE INFORMATION CONTAINED IN THIS DRAWING IS THE SOLE PROPERTY OF SPARTAN EMERGENCY RESPONSE. ANY REPRODUCTION OR TRANSMISSION IN ANY FORM OR BY ANY MEANS WITHOUT THE WRITTEN PERMISSION OF SPARTAN EMERGENCY RESPONSE IS PROHIBITED. SPARTAN MOTORS USA INC. DBA SPARTAN EMERGENCY RESPONSE.

REV	DATE	DESCRIPTION	NAME
2	5/17/17	CHANGES FROM MARKUP	W.C.
1	08/22/16	ENG COMPLETE	TAM/TH/DE
0	08/01/16	INITIAL PROPOSAL	M.G.H.

CUSTOMER: _____
SCALE: NOT TO SCALE

TRUCK NUMBER: _____
DEALER: _____
Model 2111-08