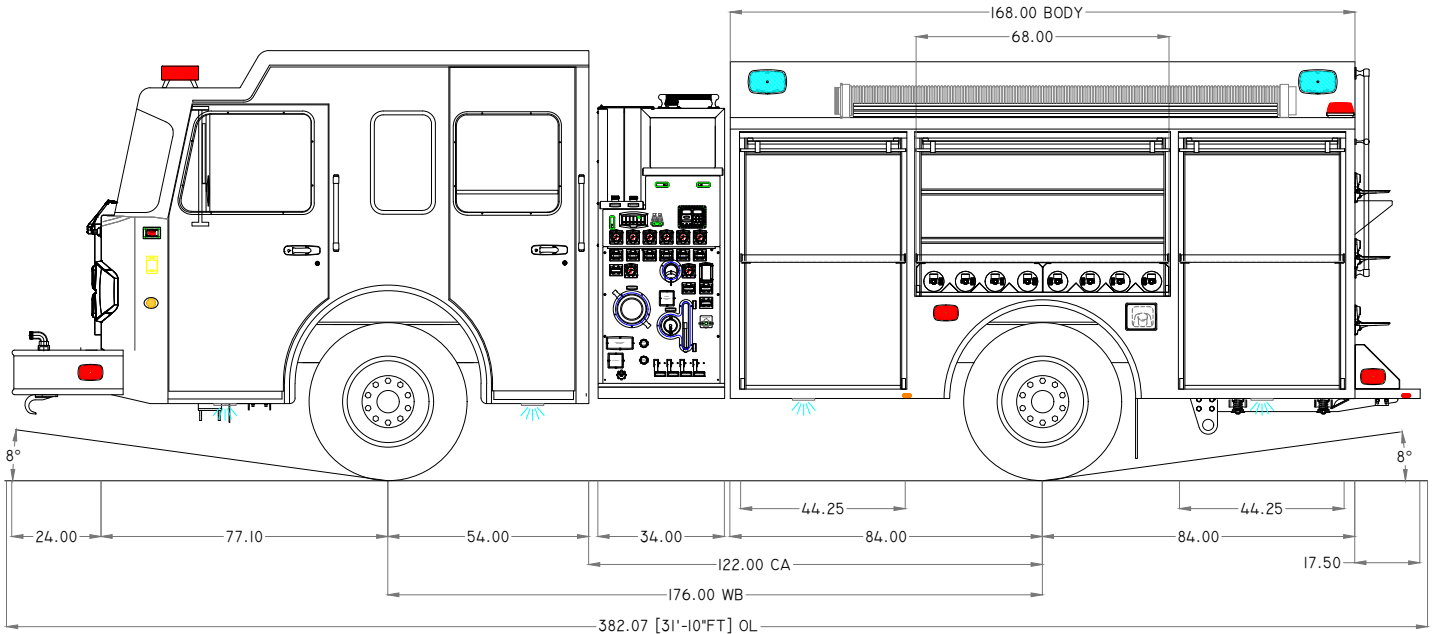


S-180 CUSTOM PUMPER

MODEL #3108



CHASSIS

- Spartan Metro Star MFD 10" Raised Roof
- Seating Capacity 6
- Cummins X12 500 HP Engine
- Allison 4000 EVS Transmission
- Extreme Duty Interior
- Occupant Advanced Protection System
- Front: 18,000 lbs Rear: 24,000 lbs.
- 24" Front Bumper Extension
- 176" Wheelbase
- Rearview Backup Camera
- Goodyear Tires
- Dual Air Horns

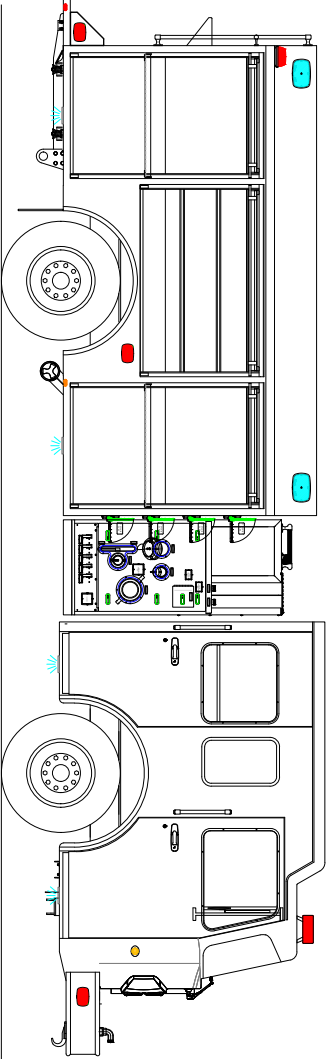
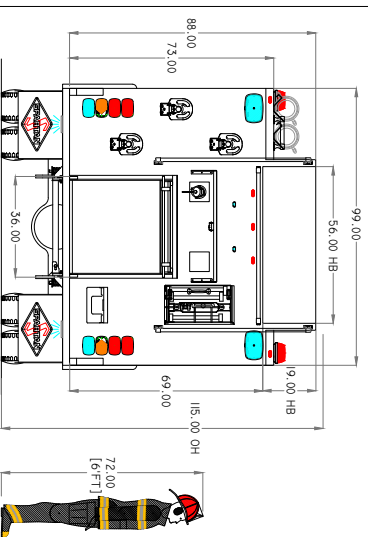
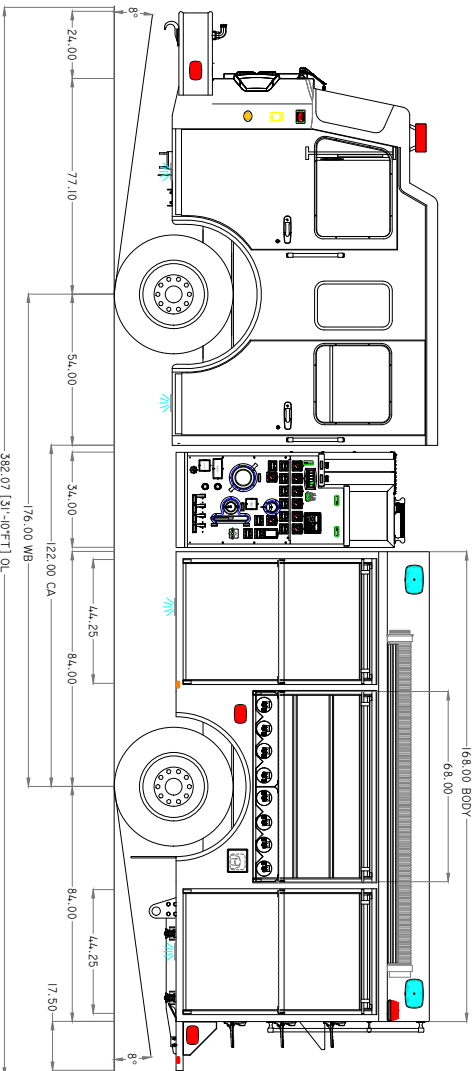
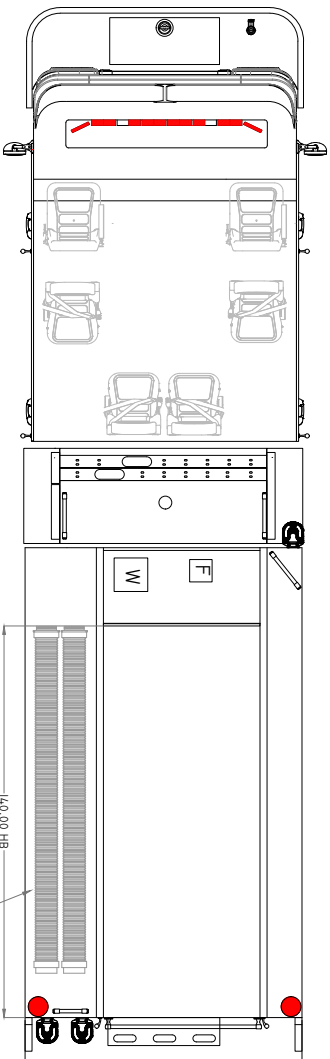
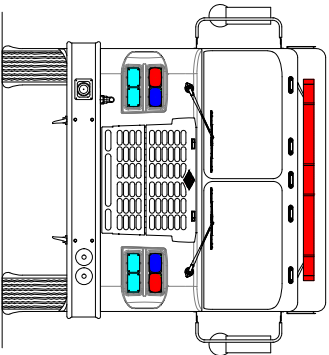
PUMP & PLUMBING

- Hale DSD 1500 GPM Pump
- Class 1 TGP Plus Pressure Governor
- 1000 Gallon Tank Capacity
- 20 Gallons Foam
- (1) 2.5" Left Side Auxiliary Inlet
- (1) 2.5" Left Side Discharge
- (1) 2.5" Right Side Discharge
- (1) 3" Right Side Discharge w/4" Storz
- (1) 2.5" Left Rear Discharge
- (1) 3" Deck Gun Discharge
- (2) 1.75" Crosslays
- (1) 1.5" Front Bumper Discharge

BODY

- 168" Formed Aluminum Body
- Vibra-Torque Body Mounting System
- ROM Roll-up Doors
- Full Depth Left/Split Depth Right/Ladders Right
- Left Side Overwheel SCBA Storage
- 15" Hosebed Riser Side Walls
- Durable Compartment Finish
- LED Compartment Lighting
- Whelen LED Lighting Package
- (4) Whelen M9 LED Side Scene Lights
- (2) Whelen M9 LED Rear Scene

| COMPARTMENT | VOLUME (CUBIC FEET) |
|---------------|---------------------|
| L1 | 53.8 |
| L2 | 4.81 |
| L3 | 50.8 |
| R1 | 38.7 |
| R2 | 27.3 |
| R3 | 36.4 |
| B1 | 32.0 |
| HOSE BED AREA | 86.2 |



CHASSIS: SPARTAN METRO STAR MFD 10' RR

ENGINE: Cummins X12 500HP

TRANSMISSION: Allison 4000 EVS

AXLES: F 20,000 LB / R 24,000 LB

MODEL: 3108

WATER/FOAM: 1000 GALLONS / 20 GALLONS

PUMP: HALE DSD 1500 GPM

FOAM SYSTEM:

GENERATOR:

DOOR FRAMED OPENINGS

COMPARTMENT DOOR FRAMED OPENING

L1 44.25-W X 68.0-H

L2 68.0-W X 43.0-H

L3 44.25-W X 68.0-H

R1 44.25-W X 68.0-H

R2 68.0-W X 43.0-H

R3 44.25-W X 68.0-H

B1 36.0-W X 37.25-H

SPECIAL NOTES

LADDER PACKAGE:

(1) DCS SAFETY 24 FT. 2 SEC. 900A

(1) DCS SAFETY 16 FT. 800B / 75A

(1) DCS SAFETY 10 FT. 400C / 600A

STORAGE FOR:

(2) 17 HAZ. SECTION HOSES

(2) Standard HOSE FRAME RAILS

CUSTOMER

THIS DRAWING IS A CLOSE APPROXIMATION OF YOUR FIRE APPARATUS. IN ALL CASES WHERE THE DRAWING AND THE ACTUAL APPARATUS DO NOT CORRESPOND, THE ACTUAL APPARATUS SHALL PREVAIL. PLEASE WORK WITH YOUR DEALER TO ASSURE THAT THE WRITTEN SPECIFICATION REPRESENTS WHAT YOU WANT IN YOUR APPARATUS. THIS DRAWING IS NOT TO BE USED IN BUILDS TO ASSURE THAT YOUR NEEDS ARE MET.

PROPRIETARY AND CONFIDENTIAL
THE INFORMATION CONTAINED IN THIS DRAWING IS THE SOLE PROPERTY OF SPARTAN. IT IS TO BE USED ONLY FOR THE REPRESENTATION IN PART OR AS A WHOLE WITHOUT THE WRITTEN PERMISSION OF SPARTAN. EMERGENCY RESPONSE IS PROHIBITED. SPARTAN RESERVES THE RIGHT TO MAKE ANY CHANGES WITHOUT NOTICE.

| REV | DATE | SCALE | NOT TO SCALE | WC | NAME |
|-----|----------|---------------------|--------------|----|------|
| 1 | 06/31/23 | UPDATE FROM 2108-10 | | | |

CUSTOMER:

TRUCK NUMBER: DEALER:

MODEL 3108-10



PUTTING FIRST RESPONDERS FIRST.

spartaner.com/s-180